

**Thank you for downloading  
this FREE PlayfulKrafts printable!**

## **Terms and Condition**

These resources are FREE for  
personal and educational purposes ONLY.

You may NOT sell or distribute  
this file to others.

If you have any suggestions, questions or find  
a mistake please email us at [playfulkrafts@gmail.com](mailto:playfulkrafts@gmail.com)!




[www.playfulkrafts.com](http://www.playfulkrafts.com)

# Letter 'J' Craft

There are so many benefits to doing letter crafts with your preschooler!


It's a great way to introduce them to the alphabet and help them learn the sounds each letter makes. By engaging in this fun and creative activity, your child will develop important pre-reading skills that will serve them well as they progress through the early school years.






# Letter J Craft Juice

Cut & paste








# Letter J Craft

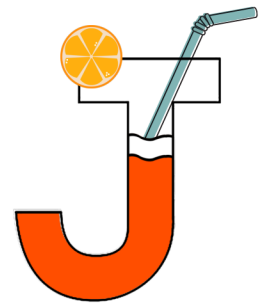
## Juice

### Coloring







# Letter J Craft Juice




Cut & paste





# Letter J Craft Juice



Cut & paste

