

**Thank you for downloading
this FREE PlayfulKrafts printable!**

Terms and Condition

These resources are FREE for
personal and educational purposes ONLY.

You may NOT sell or distribute
this file to others.

If you have any suggestions, questions or find
a mistake please email us at playfulkrafts@gmail.com!



www.playfulkrafts.com

Father's Day Shirt Card



Cut and paste

Instructions

1. Take an A4 size colored card paper and fold it into half.
2. Print the collar, tie, and super dad logo and cut it out.
3. Glue the tie first, then the collar and logo on the card's front side.
4. Now you can open the card, glue the cutout message, and then write your personalized message inside the card.



Father's Day Shirt Card



Cut and paste inside the card

★ WORLD'S BEST ★
DAD



Father's Day Shirt Card



Cut and paste inside the card

I love you, Dad!


YOU ARE THE BEST DAD EVER



Father's Day Shirt Card




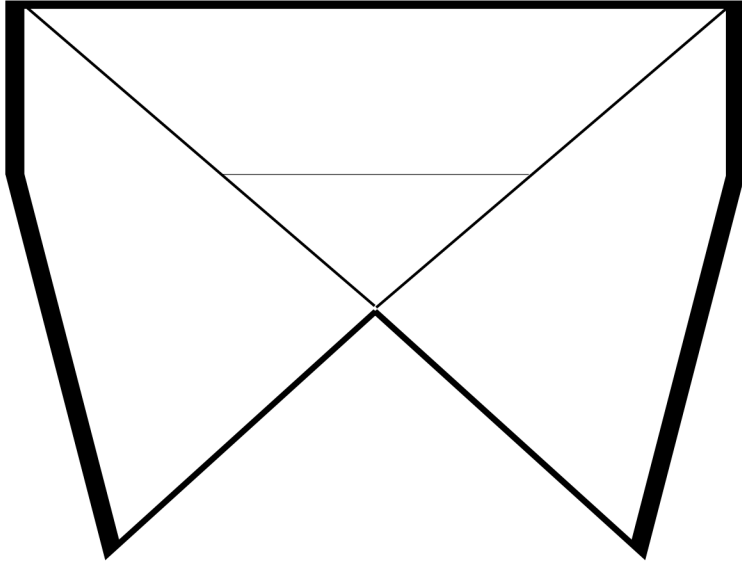
Color the Shirt



Father's Day Shirt Card





Color the Shirt




Father's Day Shirt Card



Color the Shirt



Father's Day Shirt Card



Color the Shirt

