

**Thank you for downloading
this FREE PlayfulKrafts printable!**

Terms and Condition

These resources are FREE for
personal and educational purposes ONLY.

You may NOT sell or distribute
this file to others.

If you have any suggestions, questions or find
a mistake please email us at playfulkrafts@gmail.com!




www.playfulkrafts.com

Unicorn Birthday Headband



Cut and paste



Unicorn Birthday Headband



Cut and paste

Two large, empty rectangular boxes are provided for drawing or coloring. The top box has a dark brown border, and the bottom box has a black border.



Unicorn Birthday Headband



Cut and paste

Instructions

You can cut the yellow barts on the golden glitter paper to give it a more sparkly look.



Unicorn Birthday Headband





Cut and paste



Instructions


You can cut the yellow parts on the golden glitter paper to give it a more sparkly look.



Unicorn Birthday Headband



Cut and paste



Unicorn Birthday Headband



Cut and paste

