

**Thank you for downloading
this FREE PlayfulKrafts printable!**

Terms and Condition

These resources are FREE for
personal and educational purposes ONLY.

You may NOT sell or distribute
this file to others.

If you have any suggestions, questions or find
a mistake please email us at playfulkrafts@gmail.com!



www.playfulkrafts.com

Mother's Day Flowers in the Vase






Mother's Day Flowers in the Vase



Cut and paste Flowers

Instructions:

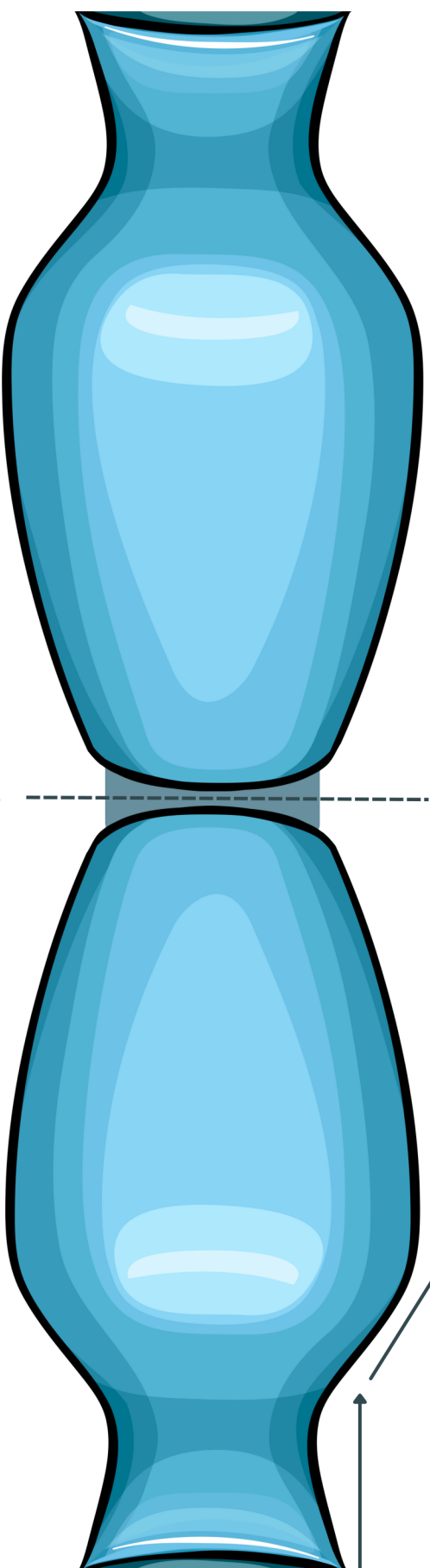
1. Cut along the outside of the vase and the flowers.
2. Fold the vase and paste the flowers and steps together.
3. Put the flowers into the vase and paste them from the edges.



Mother's Day Flowers in the Vase



**Cut and paste
Vase**



Cut along the outside.

Fold



Mother's Day Flowers in the Vase



**Cut and paste
Stem and leaves**

