

**Thank you for downloading
this FREE PlayfulKrafts printable!**

Terms and Condition

These resources are FREE for
personal and educational purposes ONLY.

You may NOT sell or distribute
this file to others.

If you have any suggestions, questions or find
a mistake please email us at playfulkrafts@gmail.com!



www.playfulkrafts.com

You will need:

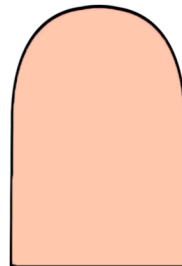



- Colored felt sheets
- Thread and needle
- Glue Gun
- Puppet pattern

Instruction:

1. Cut out the pattern from the printable sheet.
2. Trace all the pattern on the felt.
3. Cut the felt into the shapes and stick all the features on the front.
4. Then sew the 2 same base pieces together.
5. **Follow the step by step guide on the post for a more clear understanding.**



Sheep Puppet Pattern



**Cut into
x 2:**

