

**Thank you for downloading  
this FREE PlayfulKrafts printable!**

## **Terms and Condition**

These resources are FREE for  
personal and educational purposes ONLY.

You may NOT sell or distribute  
this file to others.

If you have any suggestions, questions or find  
a mistake please email us at [playfulkrafts@gmail.com](mailto:playfulkrafts@gmail.com)!



[www.playfulkrafts.com](http://www.playfulkrafts.com)

# Easter Bunny

Are you ready to hop into some Easter fun?

These Easter Bunny activities are the perfect way to celebrate the holiday and get into the festive spirit.

With a mix of coloring pages, mazes, and other fun activities, these worksheets are sure to bring a smile to your face.

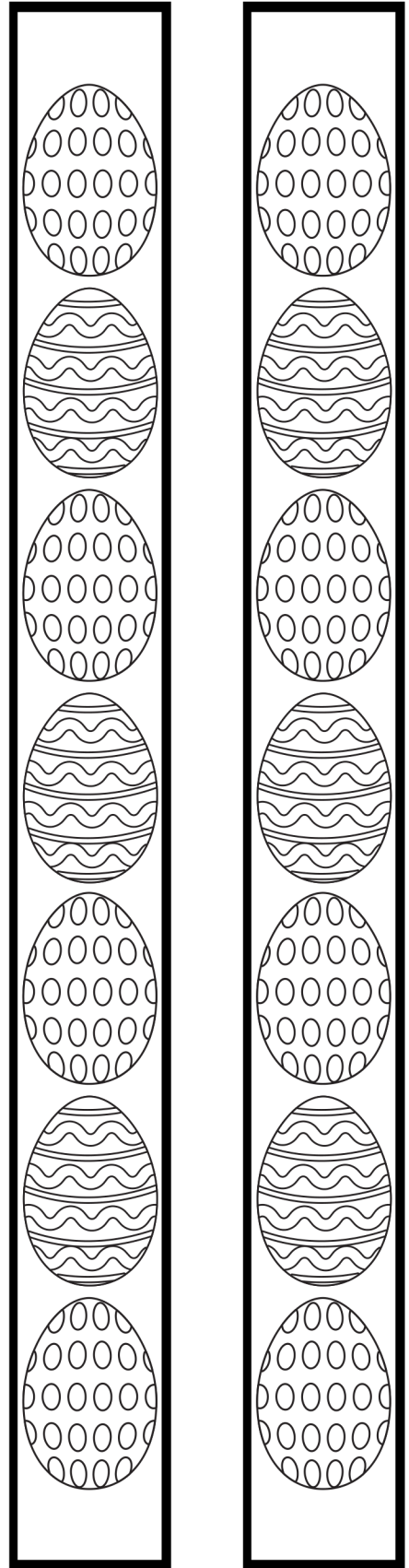
So grab your crayons and get ready for some Easter excitement!



# Make an Easter Basket!



1. Print the page on cardstock and color the drawings.
2. Cut the basket by following the solid lines.
3. Then, fold following the dotted lines.
4. Glue the sides of the basket together.
5. Then, staple the handle to the basket. (Be careful!)
6. You can join the straps to make it longer.
7. Fill your basket with Easter goodies!

Handle



# Make an Easter Basket!

Basket



Name: \_\_\_\_\_

